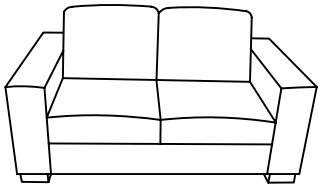


ASSEMBLY INSTRUCTIONS-BONZA 2 SEATER

ITEM CODE - 51510

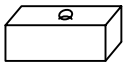
Imported by super Amart Pty Ltd, Qld, Brisbane Australia, for any assistance with assembly or for missing parts please phone Super Amart Ewing road, Customer Service Freecall 1800 351 084



BEFORE YOU START.....


1. Choose a clean, level, spacious assembly area. Avoid hard surfaces that may damage the product.
2. Check and ensure that you have all required contents for complete assembly.
3. Always read the assembly instructions carefully before beginning assembly.
4. The packaging and contents can be a choking hazard, therefore keep out reach of small children at all times.
5. Do not over tighten the bolts as this may damage the thread.

A 4PCS



Feet

B 4PCS



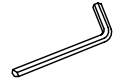
Bolt M8*60mm

C 4PCS



Washer

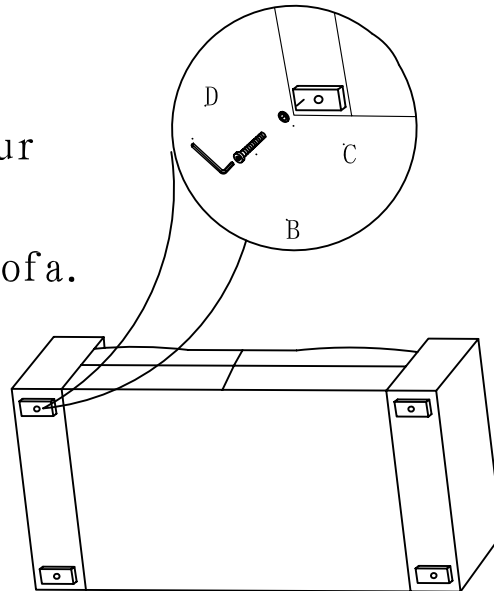
D 1PC



Allen Key

STEP 1

The hardware and feet for your sofa will be located in a package on the seat of the sofa.



STEP 2

